




# GOAT SUPPLY AT A GLANCE - CANADA

Quarterly - YTD as of December 2018



## FEDERAL & PROVINCIAL SLAUGHTER (# of head)

	2018	2017	2016	% chg 18-17	% chg 17-16
<b>December, YTD</b>					
West	12 625	10 817	10 630	16.7%	1.8%
East*	67 842	58 207	46 489	16.6%	25.2%
<b>Canada</b>	<b>80 467</b>	<b>69 024</b>	<b>57 119</b>	<b>16.6%</b>	<b>20.8%</b>
<b>Annual</b>					
West	12 625	10 817	10 630	16.7%	1.8%
East	67 842	58 207	46 489	16.6%	25.2%
<b>Canada</b>	<b>80 467</b>	<b>69 024</b>	<b>57 119</b>	<b>16.6%</b>	<b>20.8%</b>

\* Includes estimates for 2018

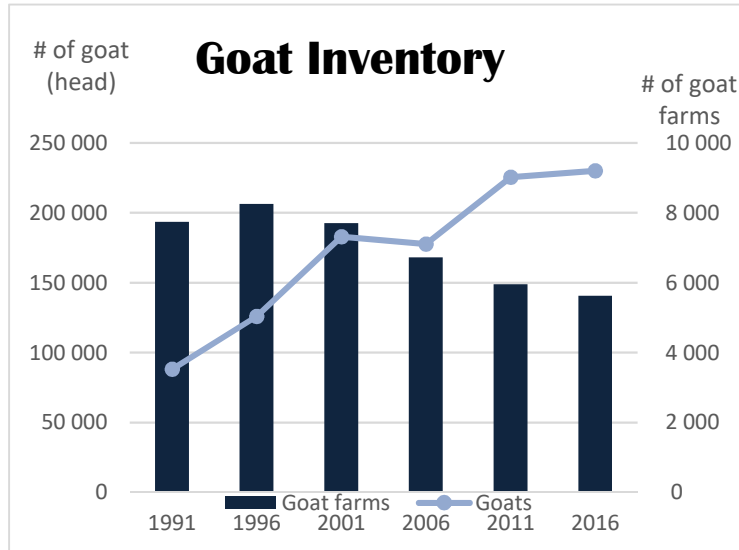
## AVERAGE WARM CARCASS WEIGHT (kg)

	2018	2017	2016	% chg 18-17	% chg 17-16
<b>December, YTD</b>					
Weighted average	16.01	14.40	14.26	11.2%	1.0%

Source: CFIA, Provincial Governments

## GOAT INVENTORY

	2016	2011	2006	2001	1996	1991
# of goat farms	5 627	5 949	6 725	7 706	8 252	7 735
# of goats	230 034	225 461	177 698	182 851	125 819	88 116



Source: Statistics Canada - Census of Agriculture

## GOAT MILK PRODUCTION (Million Litres)

Province	2017	2016	2015	2014	2013	2012
Ontario	53.3	45.9	43.2	38.2	40.0	36.0
Québec*	9.9	10.3	10.4	12.2	10.7	10.4

\* Quebec goat milk production have been revised

Source: Ontario Ministry of Agriculture, Food and Rural Affairs, Les Producteurs de lait de chèvre du Québec et Ministère de l'agriculture, des pêcheries et de l'alimentation du Québec

## AVERAGE PRICE

	2018		2017	
	low	high	low	high
<b>YTD December</b>				
Quebec Auctions (St-Hyacinthe) - \$/head				
Kids - all weights	\$32.17	\$267.83	\$42.58	\$267.50
Does/Nannies - all weights	\$83.58	\$220.08	\$84.75	\$243.50
Bucks/Billies	\$172.25	\$499.58	\$160.00	\$468.75
<b>Ontario 14 Auction Markets - \$/100lbs</b>				
Kids - all weights	\$92.39	\$371.44	\$102.79	\$353.63
Does/Nannies - all weights	\$88.06	\$303.12	\$103.48	\$310.25
Bucks/Billies	-	-	-	-

Source: Beef Farmers of Ontario, Réseau Encans Québec

## IMPORTS

	2018	2017	2016	% chg 18-17	% chg 17-16
<b>December, YTD</b>					
Live goats (# head)	25	37	213	-32.4%	-82.6%
Goat meat (kg)	1 013 781	2 865 109	1 412 391	-64.6%	102.9%

Source: Statistics Canada

	2017	2016	2015	% chg 17-16	% chg 16-15
<b>Annual</b>					
Goat cheese (kg)	97 052	111 439	129 762	-12.9%	-14.1%

Source: Global Affairs Canada

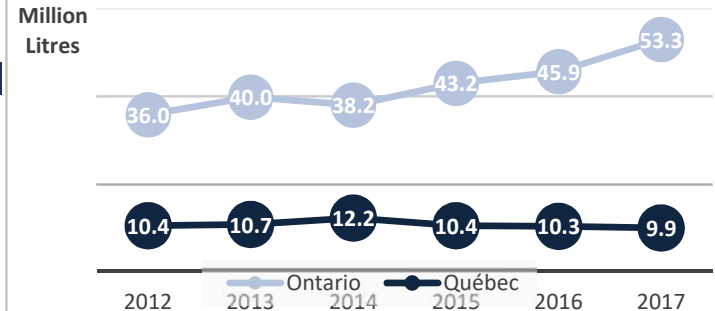
## EXPORTS

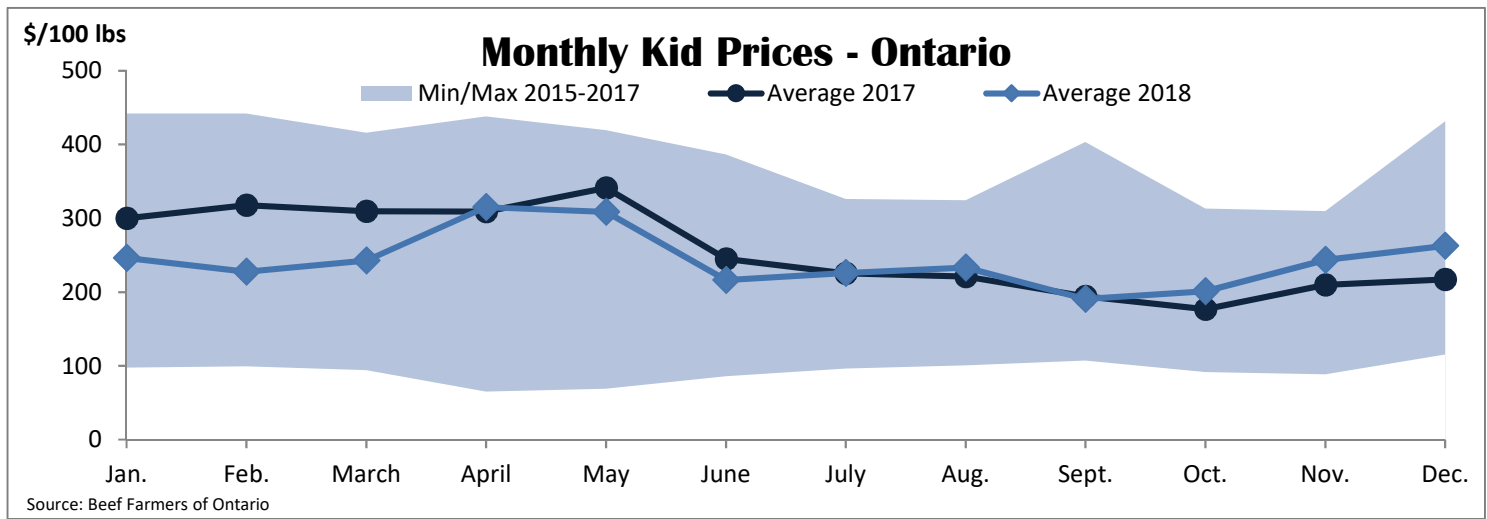
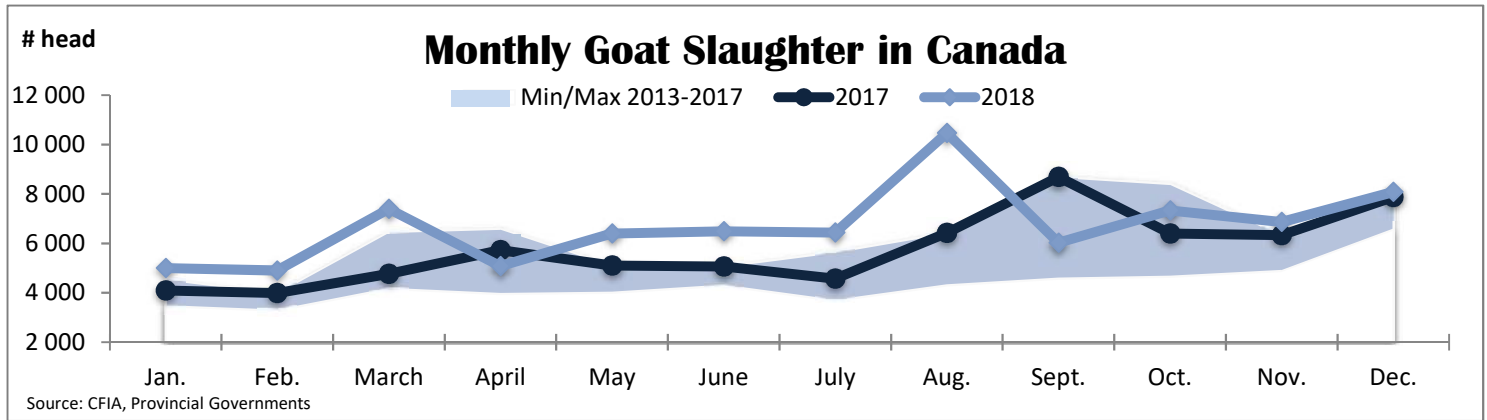
	2018	2017	2016	% chg 18-17	% chg 17-16
<b>December, YTD</b>					
Live goats (# head)	1 593	3 178	7 452	-49.9%	-57.4%
Goat meat (kg)	0	0	3 668	-	-
Goat cheese (kg)	0	0	302	-	-

Includes domestic exports only

Source: Statistics Canada

## Goat Milk Production





## UNITED STATES

### GOATS - FEDERALLY INSPECTED

December, YTD	2018		2017		2016		% chg 18-17	% chg 17-16	U.S. PRICE SUMMARY (\$US/100lbs)				
	Slaughter (# head)	510 157	487 176	447 717	4.7%	8.8%			Producer Livestock Auction Co, San Angelo, Texas				
December, YTD	2018		2017		2016		% chg 18-17	% chg 17-16	On December 19, 2018				
Average live weight (kg)	29.3	28.5	28.2	2.8%	2.8%								
									Kids				
									40-60 lbs	230.00	255.00	240.00	266.00
									60-80 lbs	230.00	245.00	230.00	248.00
									80-100 lbs	192.00	214.00	194.00	214.00
									Does/nannies				
									all weights	100.00	128.00	116.00	130.00
									Bucks/billies				
									all weights	138.00	196.00	150.00	216.00

Source: USDA

### U.S. GOAT MEAT EXPORTS (metric tons)

December, YTD	2018		2017		2016		% chg 18-17	% chg 17-16
	Leeward-Windward Islands	71.9	73.4	74.6	-2.0%	-1.6%		
Australia	27.5	0.0	0.0	-	-			
Barbados	25.7	33.5	1.3	-23.3%	-			
Japan	5.7	0.0	0.0	-	-			
Netherlands	5.6	0.0	0.0	-	-			
Others	14.4	90.9	26.7	-84.2%	240.4%			
<b>Total</b>	<b>150.8</b>	<b>197.8</b>	<b>102.6</b>	<b>-23.8%</b>	<b>92.8%</b>			

### U.S. LIVE GOAT EXPORTS (# of head)

December, YTD	2018		2017		2016		% chg 18-17	% chg 17-16
	Colombia	149	0	0	-	-		
United Arab Emirates	137	0	2 179	-	-			
Philippines	65	0	0	-	-			
Venezuela	46	0	0	-	-			
Canada	20	16	787	25.0%	-98.0%			
Others	40	3 271	4 369	-98.8%	-25.1%			
<b>Total</b>	<b>457</b>	<b>3 287</b>	<b>7 335</b>	<b>-86.1%</b>	<b>-55.2%</b>			

Source: USDA, FAS

Source: USDA, FAS

